



IMS

Bulletin

August 2026

CONTENTS

- 1 **US National Academy of Sciences member; IMS election results**
- 2 **Members' news:** Brian Ripley, Luke Tierney, ASA awards
- 3 **Publication updates; Nominate** for International Prize
- 4 **IMS Fellows 2026**
- 7 **Written by Witten:** "Arrivederci, To-Do List"
- 8 **Marianne's Measures:** Getting a Grip
- 9 **Nominate** for IMS lectures, Ethel Newbold Prize
- 10 **Anirban's Angle:** Fractals for Dinner
- 12 **2026 Rousseeuw Prize winners**
- 14 **Obituaries:** Murad Taqqu, Art Dempster, Wendell Fleming
- 19 **Student Puzzle 61 (again); 9th IWSM report**
- 20 **Recent papers:** *Bayesian Analysis; Brazilian Journal of Probability and Statistics*
- 21 **Meetings**
- 25 **Employment Opportunities**
- 25 **Calendar of Meetings**
- 27 **Information for Advertisers**

Read it online:
imstat.org/news




National Academy of Sciences

In the last issue we reported on five members of the IMS community who were elected to the United States National Academy of Sciences this year. In fact, there were six: Professor **James M. Robins**, Harvard T.H. Chan School of Public Health, who is an IMS Fellow, was also among the 120 new NAS members and 25 international NAS members. Elected membership of the US National Academy recognizes distinguished and continuing achievements in original research.

James M. Robins: *Mitchel L. and Robin LaFoley Dong Professor of Epidemiology, and Professor of Biostatistics, Harvard T.H. Chan School of Public Health*

We apologize to Professor Robins for the oversight, and congratulate *all* those elected! You can read the full list at <https://www.nasonline.org/news/2026-nas-election/>



James M. Robins

IMS Council election results

We are pleased to announce the results of the 2026 IMS elections, and introduce your new Council members. The IMS President-elect is **Xihong Lin**, Professor and Chair of the Department of Statistics and Professor of the Department of Biostatistics, at Harvard University. The five new IMS Council members, serving a three-year term, are **Shankar Bhamidi**, University of North Carolina, Chapel Hill; **Jelena Bradic**, Cornell University; **Susanne Ditlevsen**, University of Copenhagen; **Runze Li**, Penn State University Park; and **Lester Mackey**, Microsoft Research New England. Remind



Xihong Lin



Shankar Bhamidi



Jelena Bradic



Susanne Ditlevsen



Runze Li



Lester Mackey

yourself of their statements at <https://imstat.org/elections/elected-officials/>

Thanks to all those who stood for election, to the outgoing Council members, and to *you*, if you voted!

Contact information

Bulletin Editor: Tati Howell
bulletin@imstat.org

Managing Editor: Dan Nordman

Contributing Editors: Radu Craiu, Anirban DasGupta, Ruobin Gong, Clara Grazian, David Hand, Marianne Huebner, Takis Konstantopoulos, Xiao-Li Meng, Layla Parast, Chiara Sabatti, Daniela Witten

Find us online:

www.imstat.org/news

www.facebook.com/IMSTATI

[X.com/InstMathStat](https://x.com/InstMathStat)

bsky.app/profile/instmathstat.bsky.social

IMS Dues and Subscriptions Office

Contact the IMS regarding your dues, membership, subscriptions, orders or change of address:

t 877-557-4674 [toll-free in USA]

t +1 216 295 2340 [international]

f +1 216 295 5661

e dues.subs@imstat.org

IMS Business Office

Executive Director, Elyse Gustafson

Contact the IMS regarding any other matter, including advertising, copyright permission, offprint orders, copyright transfer, societal matters, meetings, fellows nominations and content of publications:

t 877-557-4674 [toll-free in USA]

t +1 216 295 2340 [international]

f +1 216 295 5661

e erg@imstat.org

Executive Committee

President: Kavita Ramanan
president@imstat.org

President-Elect: Richard Samworth
president-elect@imstat.org

Past President: Tony Cai
president-past@imstat.org

Treasurer: Jiashun Jin
jiashun@stat.cmu.edu

Program Secretary: Annie Qu
acqu2@uci.edu

Executive Secretary: Peter Hoff
peter.hoff@duke.edu

IMS Members' News

Rousseeuw Prize for Statistics awarded to The R Project

The King Baudouin Foundation has announced the winners of the third Rousseeuw Prize for Statistics (<https://www.rousseeuwprize.org/>). This biennial prize, worth 1 million USD, aims to reward excellence in statistical research that has a significant impact. The selected topic is The R Project. The distinction goes to the five members of the R Core Team who, according to the jury, have made the longest and most sustained contributions: Professor **Brian Ripley** (University of Oxford), Professor **Martin Maechler** (ETH Zürich), Professor **Kurt Hornik** (Wirtschaftsuniversität Wien), Professor **Peter Dalggaard** (Copenhagen Business School), and Professor **Luke Tierney** (University of Iowa). Brian Ripley and Luke Tierney are IMS Fellows. Half of the prize money goes to these five individuals, while the other half is allocated to the remaining members of the R Core Team.

Read more about the prize on page 12.

American Statistical Association Awards for IMS members

The American Statistical Association celebrates individuals in academia, industry, and government for their work and dedication to the statistics discipline. Below is a list of the IMS members among those who are receiving ASA's 2026 awards. The recipients will be recognized at the ceremony following the ASA President's Address (August 4, during the 2026 JSM in Boston).

ASA Founders Award: **Donna LaLonde**, American Statistical Association

ASA Fellows: **Snigdhanu Chatterjee**, University of Maryland Baltimore County; **Sixia Chen**, University of Oklahoma Health Sciences Center; **Dehan Kong**, University of Toronto; **Jingyi Jessica Li**, Fred Hutchinson Cancer Center; **Volodymyr Minin**, University of California, Irvine; **Sandra Safo**, University of Minnesota; **Weijie Su**, University of Pennsylvania; **Dacheng Xiu**, The University of Chicago; **Gongjun Xu**, University of Michigan; **Shu Yang**, North Carolina State University; **Anru Zhang**, Duke University; **Jiwei Zhao**, University of Wisconsin–Madison; **Yingqi Zhao**, Fred Hutchinson Cancer Center

David R. Cox Foundations of Statistics Award: **Peter McCullagh**, The University of Chicago

Deming Lecturer Award: **Sallie Keller**, US Census Bureau

Gottfried E. Noether Distinguished Scholar Award: **Runze Li**, The Pennsylvania State University

Gottfried E. Noether Early-Career Scholar Awards: **Arun Kumar Kuchibhotla**, Carnegie Mellon University, and **Pragya Sur**, Harvard University

Norman Beery Memorial Scholarship for First Generation College Students: **Dennis Baidoo**, The Ohio State University (2025 Awardee)

Outstanding Statistical Application Award: **Audrey Béliveau**, University of Waterloo

Karl E. Peace Award: **Nalini Ravishanker**, University of Connecticut

Samuel S. Wilks Memorial Award: **Heping Zhang**, Yale University

W. J. Dixon Award for Excellence in Statistical Consulting: **James J. Cochran**, The University of Alabama


Waller Distinguished Career Education Award: **Richard De Veaux**, Williams College

You can read the complete list of ASA award winners at <https://magazine.amstat.org/blog/2026/06/01/2026-awards/>

IMS Members' News

Publication editor updates

Takashi Kumagai is the incoming Editor of *Probability Surveys*, as recommended by the Joint IMS/Bernoulli Society Publications Management Committee. His term will run January 1, 2027 to December 31, 2029. **Nathanaël Berestycki** is the new Probability Editor of the *IMS Monographs* and *IMS Textbooks* series, until December 31, 2029.



Some of the IMS Textbooks, published in collaboration with the Cambridge University Press

Nominate for 2027 StatPrize by October 1

Nominations are open for the 2027 International Prize in Statistics (www.statprize.org/index.cfm). The prize is awarded for a major achievement developed through a single contribution or multiple contributions over time. The prize, which can be awarded to individuals, teams, or organizations, is meant to recognize powerful ideas that have led to breakthroughs in statistics and data science and demonstrated impact on applications, methodology, theory, or practice.

Please see details at <https://www.statprize.org/nominations.cfm>.



Don't keep your news to yourself!

If you've won an award, received recognition, or earned an accolade, share it with your community.

Email bulletin@imstat.org




 = access published papers online

IMS Journals and Publications

Annals of Statistics: Hans-Georg Müller, Harrison Zhou

<https://imstat.org/aos>

 <https://projecteuclid.org/aos>

Annals of Applied Statistics: Lexin Li

<https://imstat.org/aoas>

 <https://projecteuclid.org/aoas>


Annals of Probability: Paul Bourgade & Julien Dubedat

<https://imstat.org/aop>

 <https://projecteuclid.org/aop>

Annals of Applied Probability: Jian Ding, Claudio Landim

<https://imstat.org/aap>

 <https://projecteuclid.org/aopap>

Statistical Science: Lutz Dümbgen

<https://imstat.org/sts>

 <https://projecteuclid.org/ss>

IMS Collections

 <https://projecteuclid.org/imsc>

IMS Monographs and *IMS Textbooks*: Yingying Fan

<https://www.imstat.org/journals-and-publications/ims-monographs/>

IMS Co-sponsored Journals and Publications

Electronic Journal of Statistics: Alexandra Carpentier & Arnak Dalalyan

 <https://projecteuclid.org/ejs>

Electronic Journal of Probability: Cristina Toninelli

 <https://projecteuclid.org/euclid.ejp>


Electronic Communications in Probability:

Patrícia Gonçalves

 <https://projecteuclid.org/euclid.ecp>

Journal of Computational and Graphical Statistics:

Yuguo Chen, Laura M. Sangalli <https://www.amstat.org/ASA/Publications/Journals.aspx>

 log into members' area at www.imstat.org


Probability Surveys: Adam Jakubowski

<https://imstat.org/ps>

 <https://projecteuclid.org/ps>

Statistics Surveys: Yingying Fan

<https://imstat.org/ss>

 <https://projecteuclid.org/euclid.ss>

IMS-Supported Journals


ALEA: Latin American Journal of Probability and Statistics: Victor Rivero

 <http://alea.impa.br/english/index.htm>

Annales de l'Institut Henri Poincaré (B):

Giambattista Giacomini, Yueyun Hu:

<https://imstat.org/aih>

 <https://projecteuclid.org/aih>

Bayesian Analysis: Igor Prünster

 <https://projecteuclid.org/ba>

Bernoulli: Kengo Kato

 <https://projecteuclid.org/bj>


Brazilian Journal of Probability and Statistics:

Francisco José A. Cysneiros: <https://imstat.org/bjps>

 <https://projecteuclid.org/bjps>

IMS-Affiliated Journals

Observational Studies: Nandita Mitra, Andrew Spieker

 <https://obs.pennpress.org/>

Probability and Mathematical Statistics:

Krzysztof Bogdan, Krzysztof Debicki

 <http://www.math.uni.wroc.pl/~pms/>

Stochastic Systems: Rami Atar

 <https://pubsonline.informs.org/journal/stsy>

2026 Class of IMS Fellows

Congratulations to the 2026 Class of IMS Fellows! The designation of IMS Fellow has been a significant honor for 90 years. Each of these 25 Fellows has demonstrated distinction in research in statistics or probability, or has demonstrated leadership that has profoundly influenced the field.

Justin Cook



Alexandre Belloni

University of Chicago

For contributions to data science with the striking combination of breadth and technical depth, including high-dimensional statistics, econometrics and operations research; and for influential leadership in data science.



Bhaswar Bikram Bhattacharya

University of Pennsylvania

For important contributions to probability theory, computational geometry, random graph theory, combinatorial optimization, nonparametric statistics and statistical methods for network data; for dedicating mentoring and service to the profession.



Vivek Shripad Borkar

Indian Institute of Technology, Bombay

For significant fundamental contributions to stochastic approximation and control theory.



Yong Chen

University of Pennsylvania

For outstanding methodological contributions and impactful biomedical applications across multiple areas, including data integration, privacy-preserving methods, and inference under non-standard conditions; and for distinguished mentorship of trainees.



Yuxin Chen

University of Pennsylvania

For seminal contributions to nonconvex statistical estimation, statistical analysis of spectral methods, and statistical foundations of modern artificial intelligence.

Peng Ding

University of California, Berkeley

For outstanding contributions to causal inference theory and methodology; and for dedicated service to the profession through editorial leadership and mentorship, with broad impact across epidemiology, economics, and the social sciences.



Kim-Anh Do

University of Texas

MD Anderson Cancer Center

For sustained, impactful contributions to computational statistics and cutting-edge translational data science methodology focusing on integrative genomics and proteomics; for outstanding records of mentoring women biostatisticians and service to the profession.



Adityanand Guntuboyina

University of California, Berkeley

For significant fundamental contributions to the theory of nonparametric and high-dimensional inference, including shape-constrained estimation and nonparametric empirical Bayes methodology.



Bénédicte Haas

Université Sorbonne Paris Nord

For seminal contributions to the study of fragmentation processes, random trees and their scaling limits.



Hsin-Cheng Huang

Academia Sinica, Taiwan

For significant fundamental contributions to spatial and spatiotemporal statistics; and for distinguished service to the statistics profession.





Mia Hubert

KU Leuven

For outstanding and highly influential contributions to robust multivariate methods, statistical depth, chemometrics, and clustering.



Karen Kafadar

University of Virginia

For significant fundamental work on exploratory data analysis, graphical, robust, and spatial statistics; and for important contributions to the fields of cancer research, forensic, genome sciences, and physics.



Jian Kang

University of Michigan

For influential contributions to Bayesian methods, statistical machine learning, and imaging data analysis; for outstanding leadership, mentorship, and service to the statistical community.



Mladen Kolar

University of Southern California

For important contributions to time-varying and robust graphical modeling, inference and optimization; and for excellence in mentoring of students and junior researchers.



Takashi Kumagai

Waseda University

For groundbreaking work on heat kernels, in particular of jump processes, on metric spaces and graphs.



Bo Li

Washington University in St. Louis

For significant contributions to the theory, methodology, and application of spatial and environmental statistics, particularly by bridging the fields of statistics, climate science, and human health.

Yi Li

University of Michigan

For outstanding contributions to statistics, including in survival analysis, high-dimensional inference, machine learning, spatial data analysis, and measurement error modeling; for outstanding mentoring and teaching; and for excellent service to the statistics profession.



Gábor Lugosi

ICREA & Pompeu Fabra University

For pioneering contributions to statistical learning and high-dimensional probability.



Frederic Camallonga

Richard Nickl

University of Cambridge

For fundamental contributions to mathematical statistics, especially to nonparametric inference and Bayesian uncertainty quantification for infinite-dimensional inverse problems; and for sustained leadership, scholarship, and service to the statistical community.



Sharon-Lise Teresa Normand

Harvard Medical School

For the careful and inventive development and application of statistical methods in health policy, especially in cardiology; and for service, mentoring, and professional leadership in medical statistics.



Daniel Remenik

Universidad de Chile

For highly influential contributions to stochastic models with non-trivial spatial interactions, especially in the understanding of the Kardar–Parisi–Zhang universality class; and for service and leadership in the Latin America probability community.



2026 IMS Fellows continued



Mykhaylo Shkolnikov

Carnegie Mellon University

For impactful contributions to probability theory, with applications in financial mathematics, mean-field games, and statistical physics; for distinguished contributions to mentoring and training; and for outstanding professional service.



Bharath Sriperumbudur

Pennsylvania State University

For fundamental contributions to the theory of reproducing kernel Hilbert space embeddings of probabilities, their applications to nonparametric statistics, statistical machine learning, and optimal transport; and for dedicated service to the profession.

Junhui Wang

The Chinese University of Hong Kong

For outstanding contributions to statistical machine learning; for dedicated mentorship of students and young statisticians; and for exemplary services to the profession.



Shuheng Zhou

University of California, Riverside

For important fundamental contributions to high-dimensional statistics, differential privacy, graphical models and compressed sensing.



The 2026 Fellows will be presented during the awards ceremony at the IMS Annual Meeting in Salzburg (July 6–9, 2026): see <https://ims2026.github.io/IMS2026/>

STATA

Efficiency matters.

Do more in less time by using Stata for your complete analysis workflow. Clean your data, perform your analysis, and create your reports, all with one trusted package.

Stata is easy to use, so you spend less time learning software and more time focusing on your research.

stata.com/ims-stata-efficiency

© 2026 StataCorp LLC | Stata is a registered trademark of StataCorp LLC | 4905 Lakeway Drive, College Station, TX 77845, USA.



Written by Witten “Arrivederci, To-Do List”

Daniela Witten has had a superb, if not *entirely* spontaneous, sabbatical experience. She explains:

Two years ago, I visited a dear friend who had recently, and with very little planning, uprooted her life in New York City—home, job, decades of friendships—to move with her husband and three young boys to a new country, *just for the sake of adventure!* My friend is spontaneous and fun. What a lucky pair of things to be!

And then a thought came to me: I am spontaneous and fun! Well, sort of. Maybe *spontaneous* isn't quite the word: the first time I taught, I prepared my lectures a full quarter in advance, and I planned the timing of my pregnancies around my tenure clock (kid #1¹) and teaching schedule (kids #2 and #3). My PhD students might say *fun* doesn't quite capture it, either. Maybe *extremely hard-working and goal-oriented* is more accurate. Suddenly the path ahead was clear: I would redirect my extreme hard work and laser focus toward a new goal: a magical year abroad with my family!

And I did it. The plan took nearly 18 months from inception to execution (did I mention I'm not spontaneous?). The only quick decision was *where*: a year in Italy, where my mother's family lives and where I spent my childhood summers. I spent the next 17 months, 29 days, and 23.9 hours applying for a sabbatical, setting up a visiting appointment at Bocconi University, enrolling my kids in an international school, conducting 56,000 hours of internet research on Italian residency permits, brushing up on my Italian by reading all of Elena Ferrante in the original, giving my colleagues so much advance notice that some thought my sabbatical would start in Fall 2024 instead of 2025, finding an apartment in Milan, handing each family member one suitcase to pack as they saw fit, setting up an email auto-response that brimmed with borderline-unhinged (or possibly fully-unhinged) sabbatical energy², and loading us all onto a plane for a fun-filled year of spontaneous adventure!

And what a year it was. Our family of five gallivanted through Europe on no fewer than 23 overnight trips. We rode donkeys in Sicily, pressed our own olive oil in Umbria, skied the Sella Ronda in the Dolomites both clockwise and counterclockwise, and hunted truffles with a dog in Alba. In Milan, we caught an Inter/Milan game (if you know, you know), the Olympic women's figure skating short program, and opening night at La Scala. I listened exclusively to Italian pop. My kids ate literally all of the gelato—as in, if you're planning a trip to Italy, do not expect to find any, because they finished it. There were highs (my sixth-grader correcting my Italian grammar), lows (my 238th trip to the post office in pursuit of that residency permit), and everything in between (my first-grader learning all the curse words on his first day of school³). And there were moments we laughed til our bellies hurt—like when I booked

an appointment at a salon called “Curletti,” certain they specialized in curly hair⁴, and when my fourth-grader, eyeing an overpriced menu, asked, “Who do they think they are, Switzerland?”

And there were the statisticians! I visited 16 departments across Europe and gave 17 talks, meeting colleagues I'd otherwise never have crossed paths with. (It's a 14-hour flight from Seattle to Milan, which makes short research visits impractical in normal life; being a train ride from so much of Europe was an extraordinary gift.) I also honed my favorite party trick: corresponding with an Italian statistician entirely in English about a seminar visit, then surprising them in person with fluent—if American-accented—Italian. If you're one of the many European statisticians I met this year, please know that getting to know you was a genuine highlight.

And perhaps most important, I experienced the rejuvenation that comes from a real break. I entered the year worn down by the perpetual sense of too much to do and not enough time, and discovered that without teaching, service, or journal editing⁵, the set of things I truly need to do is actually quite finite. I spent the first half of the year wrapping up papers, and the second generating new ideas with a creativity that can feel evasive at the breakneck pace of my normal life. Most of all, I reconnected with my love of research.

As this magical year of spontaneous adventure comes to a close, here's what I learned. You can take the girl out of Seattle, but not Seattle out of the girl: even in the fashion capital of the world, I spent most of the year in workout clothes. From my warm and brilliant European colleagues, I learned about new areas of statistics, that you should never eat lunch in front of your computer, and that it is always a good time to get a coffee with a colleague. I learned that sometimes hard work is not enough: my husband still has not received his residency permit⁶. And I learned to be spontaneous—I'm optimistic my next sabbatical won't take more than 14 to 16 months of planning, tops.

1 See imstat.org/2023/03/31/written-by-witten-tenure-is-not-the-hardest-thing/

2 My auto-response was a half-page long, and the final line read: “If your message is important and I have not responded, please re-send it after September 16, 2026!” (When it went live, that date was 15 months away.)

3 Have you ever heard a six-year-old say, “Mommy, where are my \$%&*ing socks?” It's actually pretty cute. But, seriously, I need him to stop.

4 “Curletti” is in fact a very common surname in northern Italy. Oops.

5 By chance, my term as editor ended shortly after the start of my sabbatical. See also imstat.org/2025/07/16/written-by-witten-to-err-and-to-edit-err-is-human-part-1-of-2/ (and part 2, which is linked from part 1)

6 Let's not be overly dramatic!! He does have a visa, just not a residency permit. He is in the country legally... I think.

Marianne's Measures **Getting a Grip**

Our contributing editor **Marianne Huebner** teams up with **Michael Wallace**, University of Waterloo, Ontario, Canada, exploring the question of measurement error in data collections and statistical remedies.

I recently had the opportunity to participate in collecting data on grip strength in athletes. At first, I was nervous, since instructing participants on proper measurement technique is not my area of expertise. Fortunately, the study followed a carefully specified protocol. Grip strength was measured using a device known as a dynamometer, and participants were instructed to hold it with their elbow flexed at approximately 90 degrees. There were three repeated trials per hand.

Despite the careful protocol, the experience was still eye-opening. I knew that measurement error—where our measured values differ from what we are trying to measure—is a pervasive problem in most applied settings. My involvement in this study raised a lot of questions in my mind about the challenges measurement error can present, even in simple-seeming settings. For example:

- Grip strength measurements are not standardized across studies. In other settings, participants may be instructed, for instance, to hold the instrument with the arm fully extended, introducing systematic variation that complicates comparisons across datasets.
- The examiner can influence results through differences in instruction and encouragement, for example forgetting to explain about avoiding pressing the arm against the rib cage. Enthusiastic prompts such as, “GO–GO–GO! Squeeze as HARD as you can!” may elicit greater maximal effort than more neutral instructions like, “Squeeze as hard as you can.” Such differences can translate into variability in recorded values.

- Recording measurements can also introduce error. In some datasets, the distribution of recorded grip strength values shows distinct spikes at rounded numbers, reflecting digit preference rather than true underlying variability [1].
- The timing of measurement can be a source of variability. In a competition setting, when assessing grip strength before the event, participants may experience anticipatory stress, or afterward, participants’ fatigue may reduce maximal force.

Different outcome variables are also possible: these could include maximum grip strength from three attempts (one hand), an average of repeated attempts, or asymmetry between left and right hand. It is therefore critical at the outset of any study to ask, “What are we trying to measure?” Once this question has a precise answer, steps should be taken to ensure the measurements taken are as accurate a reflection of this as possible. This includes standardizing protocols, careful training, and precise data recording.

This illustrates a subtle but important distinction: not all variability arises from error in measurement. Some variability reflects genuine fluctuation in the quantity being measured. I asked Michael Wallace, who is an expert on measurement error, about statistical remedies. We discussed that statistical adjustment can address certain forms of measurement error, such as variation in repeated measures of grip strength. However, some sources of error can be much more challenging, or even impossible, to adjust for using statistical methods.

Michael also advises it is important to recognize when precise measurements are simply not possible or practical, due to

logistical or cost constraints. In such contexts, study design can still aim to minimize (rather than remove) errors. Sometimes it may be better to take fewer, more precise measurements, than more, less precise ones. It is often desirable to plan for repeated measurements—as we did in the grip strength study—which can provide insights into the scale of the error.

When measurement error is unavoidable, it is important to understand its implications. Michael noted that it can be tempting to analyze one’s data as if they are accurate, and common misconceptions abound around errors ‘averaging out’ or only resulting in weakened effect estimates. However, the impact of measurement error can be severe even in simple settings and will depend on a variety of factors. For example, is the error ‘random’, or biased in one direction? Fatigue, for instance, may drag our measurements of grip strength downwards, which could raise greater concerns than measurements that are—at least on average—accurate. In grip strength measurements, fatigue can be addressed with small breaks between measurements. Regardless of the structure of the error, it must be accounted for during analysis, and there are many statistical tools we can turn to, such as regression calibration or simulation extrapolation.

However, employing statistical techniques to retrospectively account for the consequences of measurement error can be challenging. The choice of methods depends on what data we have available (such as repeated measurements), as well as the size and structure of the measurement error itself. While analyses that fail to account for measurement error will almost always be fundamentally flawed, techniques



to retrospectively correct for it must be employed with caution.

We advise that the best solution to measurement error in your data is to avoid it in the first place. By integrating measurement error considerations into your study design, its impact can be limited, if not completely removed. But, if errors persist, there are statistical remedies, as long as they are used with care. For a more detailed—but accessible—introduction to measurement error, please check out Michael’s “Analysis in an imperfect world” [2] or for further information, the

STRATOS Initiative’s measurement error website [3 and resources therein].

References

- [1] Lusa, L., Huebner, M. Organizing and Analyzing Data from the SHARE Study with an Application to Age and Sex Differences in Depressive Symptoms. *Int J Environ Res Public Health*. 2021 Sep 14;18(18):9684
- [2] Wallace, M. (2020), Analysis in an imperfect world. *Significance*, 17: 14-19.
- [3] Measurement Error Website of the STRATOS Initiative: <https://www.stratostg4.statistik.uni-muenchen.de/Home.html>

Photo: Measuring the Force... *The organizers arranged a memorable visitor for their grip strength testing at the World Masters Weightlifting Championships in Orlando, Florida.*

Calls for Nominations

2028 and 2029 IMS Lecturers

The Institute of Mathematical Statistics has several prestigious Named and Medallion Lectures. Please visit <https://imstat.org/ims-special-lectures/> for more information on these lectures.

The lectures that are currently available for nomination are: **the 2028 IMS Neyman Award & Lecture**; **the 2028 IMS Rietz Award & Lecture**; **the 2028 IMS Grace Wahba Award & Lecture**; and the eight **2029 Medallion Awards & Lectures**.

For the nomination, you will need a nomination letter of half a page, and a list of the nominee’s five most relevant publications, with a URL where these publications are accessible.

The nomination deadline is **October 1, 2026**.

Submit your nomination via the link at:

<https://imstat.org/ims-special-lectures/nominations>

*The Institute of Mathematical Statistics recognizes and celebrates excellence in our members at all stages of their careers. We encourage you to **consider diversity and breadth** when you nominate for these awards.*

2027 Ethel Newbold Prize

The Bernoulli Society invites nominations for the 2027 Ethel Newbold Prize. Established in 2014, this biennial prize honours the significant contributions of women to the field of statistics. The award, generously supported by Wiley, recognises excellence in statistics without regard to the gender of the recipient.

The Ethel Newbold Prize will be awarded to an outstanding early- or mid-career scientist whose work demonstrates excellence in mathematical statistics or in research that links developments in a substantive field to new advances in statistics. The award consists of €2,500 together with an award certificate and an invitation to present a talk at the next Bernoulli–IMS World Congress, a Bernoulli-sponsored major conference, or the ISI World Statistics Congress.

Nominations should include a letter outlining the nominee’s achievements and contributions and a recent curriculum vitae of the nominee. Please send your nomination and any inquiries to Richard Nickl nickl@maths.cam.ac.uk. The deadline for submissions is **30 November 2026**. The winner will be announced in early 2027. Details at <https://www.bernoullisociety.org/index.php/prizes?id=207>

Anirban's Angle Fractals for Dinner

Anirban DasGupta, Purdue University, investigates a link between fractals and food, specifically fruit and vegetables:

Although the use of the word fractal does not seem to have been made before the 20th century, the ideas of repetitive self-similarity in progressively smaller scales had already emerged at least as early as the 19th century. The standard example graduate students see of an everywhere continuous and yet nowhere differentiable function, constructed by Karl Weierstrass in 1872, is an example of what we would call a fractal. The Weierstrass functions are of the form $W_{b,\alpha}(x) = \sum_{n=1}^{\infty} \cos(b^n x)/b^{n\alpha}$, where $b > 1$ is a natural number and $0 < \alpha \leq 1$. The Weierstrass functions are Hölder of order α (when $\alpha < 1$), and yet nowhere differentiable. These functions have a very wiggly graph, and the graphs have fractal dimension (Minkowski) $2 - \alpha$ (if $\alpha \neq 1$). So the fractal dimension is larger than 1 for Weierstrass functions. Their graphs depict self-similarity when viewed in smaller scales, and are *filling up more space* than a smooth curve would do, e.g., a line. We now know that the fractal nature of graphs of continuous functions is a rule, rather than an exception. For functions that are continuous on, say, $[0, 1]$, the subclass of functions that have even one point of differentiability is a set of first category, and has Wiener measure zero. Numerous other such functions are now known, although Riemann's example that was announced before Weierstrass's is now known to be incorrect; his function is not nowhere differentiable.

Today I am examining the appearance of fractals and fractal dimensions in our food, in particular fruits and vegetables. *Cruciferous vegetables* are widely advised by nutritionists and physicians, and they are fractals. We can even quantify their fractality by estimating their fractal dimensions (through slicing/chopping experiments).

Interestingly, AI provides these estimated fractal dimensions for a large collection of fruits and vegetables. But one has to dig them up one at a time. Here is a list of the fractal dimensions of some of the 39 fruits and vegetables that we looked at; these are all Minkowski dimensions:

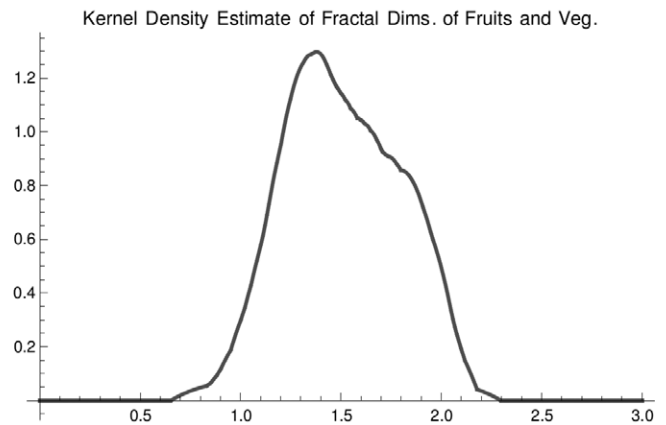
Broccoli (cross sections) 1.78; Broccoli head 2.8; White, purple and orange Cauliflower 1.88; Lettuce 1.65; Spinach 1.82; Asparagus 1.76; Bokchoy 1.8; Napa 1.5; Tomato 1.41; Yam 1.88; Walnuts 1.25; Cashews 1.5; Fuji apple 1.32; Mandarin orange 1.25; Banana 1.77; Mango 1.44; Papaya 1.43; Ugli fruit 1.75; Strawberry 1.42; Blackberry 1.38; Custard apple 1.4; Prickly pear 1.66.

By coincidence, the Minkowski dimension of the human cerebral cortex, 2.8, matches the dimension of a broccoli head.

On the other hand, 3D Cantor dust has a dimension of $\log_3 8 = 1.89$, which is close to the dimension of cauliflowers of varied colors. Galaxy clusters are estimated to have a dimension of 2; they appear to be filling less space than a broccoli head does.

We can look at any possible connections between fractal dimensions of fruits and vegetables and their nutritional values, and also to get an idea of how the fractal dimensions are distributed. For example, which fruits and vegetables are high and low quantiles in the fractal scale. Using the well-known *Epanechnikov kernel* $K(z) = \frac{3}{20\sqrt{5}} (5 - z^2) I_{z^2 \leq 5}$, and with the prominent *optimal bandwidth* formula $h = 1.06 n^{-1/5} \min \{s, Q/1.34\}$, where s and Q are the standard deviation and the interquartile range of the $n = 39$ fractal dimension data values, a *nonparametric density estimate* for the true density of fractal

dimensions of fruits and vegetables is plotted below. The estimate is giving some hint of having been under-smoothed; also, the shoulder near 2.0 may not be real. We do not have room for it here, but a confidence band for the true density by using the results on the \mathcal{L}_∞ and the \mathcal{L}_2 error of kernel density estimates in Bickel and Rosenblatt (1973) could be of some interest. If we were to take the density estimate literally, there is some evidence of a mixture. A possible source of the mixture nature might be a small fraction of fruits and vegetables with high fractal dimensions—basically the cruciferous and leafy vegetables, and fruit/veg such as the ugli fruit, prickly pear, yams and jackfruit.




Let's take a quick look at the nutritional profile of some of the fruits and vegetables at the upper tail of the fractal dimension.

	Vitamin A	Vitamin B	Vitamin C	Calcium	Potassium	Iron	Fiber
Broccoli		✓	✓		✓	✓	✓
Cauliflower		✓	✓				✓
Spinach	✓	✓	✓		✓	✓	✓
Ugli fruit		✓	✓	✓	✓		✓


To the dismay of children everywhere, broccoli looks like a nutritional champion, and has, perhaps curiously, a high fractal dimension. So do the others in our little table. Perhaps you could emulate President George H.W. Bush, and say, "I am President, and I will *NOT* eat broccoli."

New From Cambridge University Press


 Gold open access




9781009160438 | July 2026



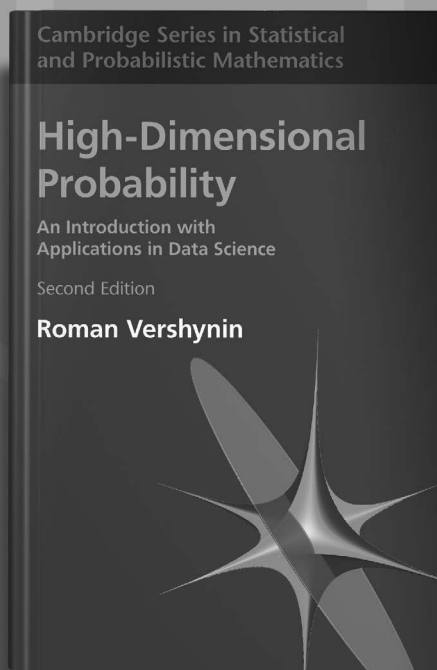
9781009651721 | July 2026




9781009630726 | May 2026



9781009702812 | May 2026



9781009490641 | February 2026



9781009288446 | June 2025



CAMBRIDGE
UNIVERSITY PRESS

2026 Rousseeuw Prize

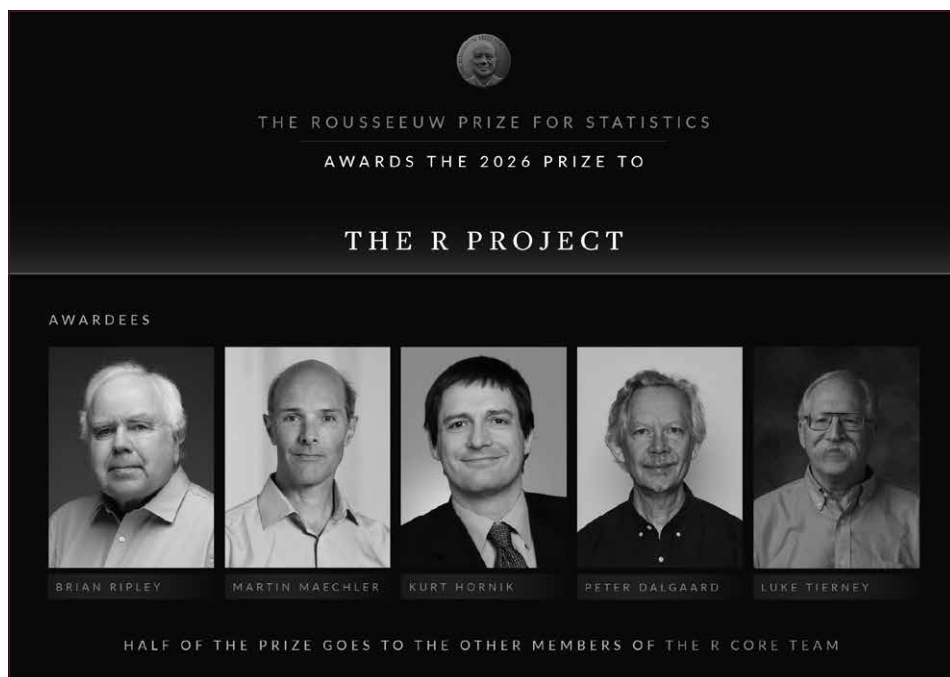
Five members of the R Core Team have been awarded the Rousseeuw Prize for Statistics for their decades of work building and maintaining the R Project (<https://www.r-project.org/>). The 2026 laureates are: **Brian Ripley**, University of Oxford, UK; **Martin Maechler**, ETH Zürich, Switzerland; **Kurt Hornik**, Vienna University of Economics and Business, Austria; **Peter Dalgaard**, Copenhagen Business School, Denmark; and **Luke Tierney**, University of Iowa, USA.

Half of the 1 million USD prize money goes to the five laureates because they are deemed to have made the longest sustained contributions, and half goes to the **other members of the R Core Team**.

The laureates have spent nearly thirty years of work on R, developing an open-source programming language and software environment that transformed statistics from an expensive proprietary corporate tool into a global public good.

The R Project is a collective endeavor that has had an enormous impact on the development of statistical methodology and data analysis, over the last three decades. R is a computer language and an environment for data analysis and graphics. It has become a vehicle for the development and dissemination of new methods, through the establishment and maintenance of an ecosystem of well-defined software extension packages.

R started in the early 1990s, when Robert Gentleman and Ross Ihaka created another implementation of S, for which John Chambers would receive the 1998 Software System Award of the Association for Computing Machinery. Initially meant for classroom use and to allow experiments with the computer language itself, their initiative was soon joined by volunteers from academia who shared a vision of together developing an open source, state-of-the-art



system, freely available on all major software platforms.

Since mid-1997, this “R Core Team” has been stewarding the development of the core systems of R. A subset of the R Core Team created and keeps maintaining the Comprehensive R Archive Network (CRAN), which provides an actively maintained repository of over 23,000 interoperable packages that work with current and development versions of the base system. It has extensive graphics capabilities. It is also the basis of the Bioconductor software for research on genomic data.

Under the auspices of the R Core Team, R has developed substantially beyond its original goal of re-implementing S, a milestone that was achieved with the first major release of R in 2000. From the start, R supported not only English but also Western European text, which was rare for statistics tools at the time. Soon there were requests to support other languages, including Japanese, so R was re-worked to support processing of text written in most human languages and for R messages to be

translated. The base system gained a byte compiler for substantially increasing run time performance, a namespace mechanism allowing all those packages to coexist, a high quality C library for statistical computing, a new graphics engine, a dynamic HTML help system, and a package management system which very conveniently allows to build, check and deploy extensions to the base system, and much more.

It is through the combination of providing a high-quality base system, and mechanisms and infrastructure for extending this base system, that R has become the common language of statistics and data science. Methodological innovations in modern statistics are typically obtained using R and freely provided as R extension packages, making them accessible to everyone. By keeping R free and open-source under the GNU General Public License, the R Core Team removed many of the financial barriers that have historically limited access to advanced analytics software. Due to this increased accessibility, millions of users including researchers, students,

hospitals, public health organizations, and governments around the world are able to utilize the same statistical tools regardless of institutional resources, also in developing countries. Their work has transformed statistics and data science from many isolated workers writing long programs into an enthusiastic collaborative community where ideas and code are easily shared and built upon.

The efforts of the R Core Team members have been driven by the vision that everybody should have free access to the state-of-the-art of statistical methods, and therefore be able to perform better data analysis and decision making. This involves spending huge amounts of time on the ongoing work of adapting R to evolving hardware and software environments. The fact that the main R Core Team reference has been cited over 343,000 times on Semantic Scholar, and the quantity and quality of available extension packages shows that the time investment of the R Core Team has clearly paid off, with huge benefits for the wide community of users.

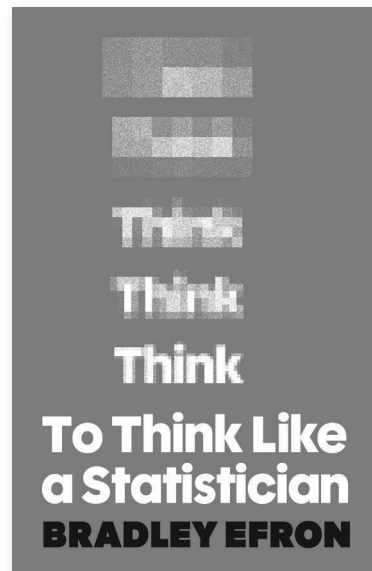
The biennial Rousseeuw Prize for Statistics recognizes innovations that have transformed the understanding and application of data for the benefit of society. The previous editions recognized pioneering work on causal inference in medicine and epidemiology (2022), and on the false discovery rate and methods to control it (2024). The jury members of this edition were Professors Daniel Apley (USA), Michael Friendly (Canada), Torsten Hothorn (Switzerland), Karen Kafadar (USA), Sugnet Lubbe (South Africa), Steve Marron (USA), Jean-Michel Poggi (France), Cynthia Rudin (USA), Maria-Pia Victoria-Feser (Italy, chair), and Huixia Judy Wang (USA). The award ceremony of the current edition will take place in Leuven, Belgium on November 4, 2026, under the High Protection of His Majesty the King of Belgium. See www.rousseeuwprize.org.

Two IMS Fellows among Rousseeuw Prize laureates

Brian Ripley is Emeritus Professor of Applied Statistics at the University of Oxford, a position he held from 1990 to 2014. Previously he was Professor of Statistics at the University of Strathclyde and Reader in Statistics at Imperial College. He holds M.A. and Ph.D. degrees in Mathematics from the University of Cambridge and has been awarded Smith's and Adams Prizes by the University of Cambridge and the Guy Medal in Silver by the Royal Statistical Society. He is known for pioneering work in spatial statistics, simulation-based inference, pattern recognition and statistical computing, the subjects of his six books. 'Modern Applied Statistics with S' (1994) has been very widely adopted and influential in the take-up of S and R. He contributed extensively to R before becoming a member of the R Core Team in 1999.

Luke Tierney is Professor Emeritus in the Department of Statistics and Actuarial Science at the University of Iowa. He previously held positions at the University of Minnesota and Carnegie Mellon University. He received a PhD in Operations Research from Cornell University in 1980. His research focuses on computational tools for Bayesian statistics and a computing environment for data analysis and data visualization. He is the developer of the Lisp-Stat system and has been a member of R-Core since its inception. He received a Guggenheim Fellowship in 1992 and the ASA Computing and Graphics award in 2019. He is an elected member of the ISI and an elected fellow of the ASA and IMS.

You can read about the other three laureates (Martin Maechler, Kurt Hornik and Peter Dalgard) at <https://www.rousseeuwprize.org/2026/laureates>



Why you don't need to be a statistician to think like one

OBITUARY: Murad S. Taqqu

1942–2026


On April 28, 2026, our teacher, mentor, colleague and friend Murad S. Taqqu passed away at the age of 84. Murad was one of the most influential probabilists and statisticians of his time who almost single-handedly developed the theory of self-similar stochastic processes, laid the groundwork for a systematic analysis of long-range dependent phenomena, and was instrumental in advancing and popularizing heavy-tailed distributions and processes. His work paved the way for a nowadays flourishing field of research, with a wide range of applications across science and engineering. The impact of Murad's research can also be gauged from the thousands of citations of his publications, and from many books and monographs, by various authors, inspired by his work.

Murad was born on March 21, 1942, in Baghdad into a Jewish family that had lived in Iraq for centuries. In the mid-1940s, wartime anti-Jewish riots drove the Taqqu family to emigrate, first to Lebanon, then to Italy, and finally to Switzerland. It was there that Murad got his school and college education, graduating with a B.Sc. in mathematics and physics from the University of Lausanne. In 1967 Murad became a Ph.D. student at Columbia University in New York, where his mentor was Benoit Mandelbrot, widely recognized as the “father of fractals”. After his graduation in 1972, Murad spent two years as a postdoc in Israel, before moving to Cornell University, where he rose to the rank of full professor. In 1985 Murad moved to Boston University, where he spent the remaining 40 years of his distinguished career, generously supervising, mentoring, and collaborating with scores of researchers.

Murad had a long and productive

research career that spanned more than 50 years, during which he published over 260 papers and four research monographs. His work is highly cited; the Web of Science database lists nearly 14,000 citations to Murad's papers, while Google Scholar counts 9,000 citations of the four books that Murad coauthored. Murad received numerous awards, including a prestigious Guggenheim fellowship, election as a Fellow of the IMS in 1988 as well as of the AMS in 2019, and several best paper prizes. Murad was a much sought-after invited speaker at major conferences and a visiting professor at prestigious institutions all over the world.

Murad made pioneering and lasting contributions to a wide range of topics in probability and statistics. Key themes of his research were long-range dependence, heavy tails, non-central limit theorems and self-similarity. Murad is especially known for his work on long-range dependence, an area that he initiated in the 1970s, and to which he made seminal contributions throughout his entire career. Murad was inspired by ideas of Benoit Mandelbrot who had coined the expression “Joseph effect” after the biblical story of the seven good years followed by seven bad years, which Mandelbrot saw as an example of persistence over a long period that is characteristic for long-range dependence. In providing a rigorous mathematical foundation of the area, Murad investigated stochastic processes that exhibit long-range dependence, proved limit theorems for the analysis of large samples and developed tools for statistical inference of long-range dependent processes, originally all by himself, then soon together with his students and postdocs, and later with an ever-increasing



Murad S. Taqqu

group of coauthors and colleagues from around the world. Among Murad's lasting contributions is the non-central limit theorem, showing convergence of partial sums of long-range dependent processes to Hermite processes that themselves can be expressed as multiple Wiener–Itô integrals over a Brownian motion process.

In addition to his groundbreaking work on the theoretical foundations of long-range dependent and self-similar processes, Murad also made seminal contributions to their applications in domains such as computer networking, finance, and hydrology. His joint work in the 1990s with his collaborators from Bellcore led to the discovery of the self-similar nature of modern internet traffic and won him several awards, including the 1995 William J. Bennett Prize Paper Award (IEEE Communications Society), the 1996 W.R.G. Baker Prize Award (IEEE Board of Directors), and the 2006 ACM SIGCOMM “Test of Time” Award. The impact of his research in this field is reflected in the more than 20,000 citations listed by Google Scholar.

Murad was a brilliant communicator, both in his writings as well as in his oral presentations, be it talks at conferences or lectures in a classroom. When working on

a paper, Murad would not settle for any sentence that was not perfectly formulated nor for any mathematical argument that was not completely clear. He would spend hours with his coauthors going over each line of a paper before it could be submitted. His research monographs *Stable Non-Gaussian Random Processes*, jointly with Gennady Samorodnitsky, and *Long-Range Dependence and Self-Similarity*, jointly with Vladas Pipiras, have become highly cited standard references for researchers in these areas.

Murad was a dedicated teacher, Ph.D. advisor, and postdoctoral mentor. His office door was always open, almost every day from early in the morning to late in the afternoon, or even into the evening. You could enter at any time, and Murad would be happy to spend hours discussing your ideas, and he was most generous in sharing his own thoughts. Murad supervised 15 Ph.D. students and mentored several post-docs, many of whom now hold academic

positions at prestigious research institutions across the world.

Murad was highly respected in the mathematical community, not only for his pioneering work, but also because of his humanity. He was extremely modest about his own achievements, and at the same time kind and supportive to others. Murad would always talk respectfully about his colleagues, even about the most difficult among them. He was generally soft-spoken and would choose his words carefully. Murad was particularly helpful to scholars in need. In the 1980s, he used his academic network to help refugee scientists from then Eastern Bloc countries to find academic positions in the US. To such causes, Murad devoted much energy.

Murad had broad interests outside of mathematics. He loved languages; in addition to English he spoke Arabic, Hebrew, French, German and Italian. Murad enjoyed reading and travelling. He was an avid photographer who always carried his

camera when travelling, both privately and professionally. Above all, Murad was deeply devoted to his family. He was married for nearly 55 years to his beloved wife Rachele. He was proud of their children Yael and Jonathan, and in later years of their five grandchildren.

The probability and statistics community has lost one of its giants of the past 50 years. We mourn the loss of our teacher, mentor, colleague and friend. But above all, we are deeply grateful for having known Murad, and for the many ways in which he touched and enriched our lives.

Written by Shuyang Bai, Herold Dehling, Vladas Pipiras, Stilian Stoev, and Walter Willinger, on behalf of all of Murad's students, friends, colleagues, and collaborators

A conversation with with Murad Taqqu is scheduled to appear in an upcoming issue of *Statistical Science*.

OBITUARY: Arthur P. Dempster


1929–2026

Arthur Pentland Dempster, Professor Emeritus of Theoretical Statistics at Harvard University and a founding member of its Department of Statistics, died on January 30, 2026, at the age of 96. Over nearly seven decades of scholarship, Professor Dempster shaped the foundations of statistical inference through a series of path-breaking research programs, including a theory of upper and lower probabilities (now widely known as Dempster–Shafer theory), the EM algorithm, and a geometric reformulation of multivariate analysis. Professor Dempster's contributions have left a permanent mark on the discipline and on adjacent fields, ranging from machine

learning to artificial intelligence.

Dempster was born in Toronto in 1929, the middle of three boys. An early interest in science and mathematics was influenced by his uncle and namesake, Arthur Jeffrey Dempster, the University of Chicago physicist whose pioneering work in mass spectrometry led to the discovery of uranium-235.

Arthur P. Dempster attended the University of Toronto, where he was a Putnam Fellow in 1951 and received a B.A. in Mathematics and Physics in 1952; his PhD in Mathematical Statistics in 1956 was at Princeton University. His first sustained contact with the statistical community



Arthur P. Dempster

came at the University of Connecticut's summer statistical seminar, organized by Geoffrey Beall and John W. Tukey and attended by Paul Meier, Jerome Cornfield, David Blackwell, and other figures who

Continues on page 16

Arthur P. Dempster, 1929–2026: Continued from previous page

would shape the discipline. At Princeton, Dempster studied under Sam Wilks' statistics program and participated regularly in Tukey's afternoon seminars, where applied problems brought by visitors were systematically analyzed before an audience of graduate students. His dissertation treated multivariate problems in which the number of variables exceeds the sample size, a regime now central to high-dimensional statistics [1,2]. While at Princeton, Dempster met Elizabeth O'Neill; they married in January 1957.

Dempster spent 1956–57 as a lecturer at the University of Toronto. In 1957–58 he held an appointment in the mathematics research group at Bell Telephone Laboratories. At Bell Labs, Dempster was exposed to scientific computing and participated in an early large-scale data project to computerize personnel records for the entire Bell System. It was also at Bell Labs that Dempster developed his theoretical work on random allocation designs, published as a pair of papers in the *Annals of Mathematical Statistics* [3, 4].

In early 1957, Frederick Mosteller recruited Dempster to the newly established Department of Statistics at Harvard. Dempster joined as assistant professor in 1958, shortly after the other founding faculty (Mosteller, William G. Cochran, John W. Pratt, and Howard Raiffa) took up their appointments. He was promoted to associate professor in 1961 and to full professor in 1964. He served as chair of the department for a total of 13 years between 1969 and 1985, and remained on the active faculty until his transition to emeritus status in 2005.

Dempster's first major research program continued the multivariate themes of his thesis. Throughout the 1960s he taught a graduate course in multivariate analysis with a distinctive geometric and computational orientation. Dempster developed

this material into the book *Elements of Continuous Multivariate Analysis* [5]. His brief note in the *Annals* on a paradox concerning inference about a covariance matrix [6] was privately regarded by Dempster as among his most important contributions. The work anticipated by decades the difficulties of inferring high-dimensional covariance structures from small samples, a problem to which he would return in his later work on belief functions.

In the early 1960s, while immersed in R.A. Fisher's *Statistical Methods and Scientific Inference* [7], Dempster began to appreciate the conceptual allure of Fisher's fiducial inference and became convinced that it was technically deficient. His response was a sequence of papers published between 1966 and 1968, in which he introduced a new framework for probabilistic reasoning under partial information. "New methods for reasoning towards posterior distributions based on sample data" [8] and "Upper and lower probabilities induced by a multivalued mapping" [9] established the mathematical apparatus of random sets and multivalued mappings as a generalization of ordinary probability. A companion paper extended the framework to inference from finite populations [10]. The synthesis appeared as "A generalization of Bayesian inference" [11] in the *Journal of the Royal Statistical Society, Series B*, which made explicit the relationship between the new framework and Bayesian posteriors. A further paper that same year treated upper and lower probabilities generated by random closed intervals [12].

The mathematical apparatus of these papers was motivated initially by Fisher's inability to extend fiducial reasoning to discrete data, beginning with the Binomial distribution. The conceptual core was an explicit recognition of a third category of probability mass beyond "for" and "against" any assertion: the probability of "don't

know." Dempster delivered an early account of the broader subjectivist program at the 1965 International Statistical Institute meetings in Warsaw under the title "A subjectivist look at robustness" [13], a presentation that drew an appreciative letter from Bruno de Finetti. Glenn Shafer's 1976 monograph, *A Mathematical Theory of Evidence* [14], reformulated Dempster's theory of upper and lower probabilities. Dempster praised Shafer's monograph for "freeing [Dempster's theory] from the narrow statistical confines of random sampling and re-expressing it in terms of more general relevance as belief, support, and evidence." Their contributions combined, now widely known as the Dempster–Shafer theory, became one of the principal alternative formalisms for reasoning under uncertainty widely employed in artificial intelligence and engineering contexts.

In the early 1970s Dempster began collaborating with Donald B. Rubin (then at the Educational Testing Service) on missing data problems and with Nan M. Laird (then at Harvard Department of Statistics) on random-effects models. Their collaboration culminated into a landmark paper, "Maximum Likelihood from Incomplete Data via the EM Algorithm" [15], published in the *Journal of the Royal Statistical Society, Series B*, with discussion. The paper formulated a general computational repertoire, namely an "Expectation" step followed by a "Maximization" step iterated until convergence, and demonstrated how it may be applied broadly to obtain maximum likelihood estimation in the presence of a broad class of incomplete data problems arising in exponential families, including random-effects models, censored and grouped data, as well as generally in models involving latent structures.

The 1977 paper accumulated more than 70,000 citations and was listed among *Nature's* most-cited papers across disciplines

[16]. Its impact has been deepest in fields where latent-variable models and incomplete data are pervasive: machine learning, mixture modeling, tomographic image reconstruction, hidden Markov modeling, and quantitative genetics, to name a few.

Through the 1980s and 1990s, Dempster supervised graduate work that addressed the principal computational obstacle to applying Dempster–Shafer reasoning: the combinatorial cost of the random-set representation in high dimensions. Augustine Kong’s dissertation developed a “join tree” representation for combining belief functions locally. Kong’s representation is one of several closely parallel contributions to belief function local computation that emerged during that era. This program was in turn part of a broader convergence on local computation in graphical models that took place across statistics and machine learning research communities. Russell Almond’s dissertation extended this line of work and later appeared in book form [17].

Over the final two decades of his research life, Dempster returned to Dempster–Shafer theory as his principal scholarly focus. In “The Dempster–Shafer Calculus for Statisticians” [18], Dempster reinvigorated the research program by introducing the characteristic triple (p, q, r) , corresponding to the probabilities “for,” “against,” and “don’t know” attachable to any formal assertion. Dempster argued for the necessity of an explicit “don’t-know” probability for the honest representation of inferential uncertainty. He called the resulting framework “DS-21,” a 21st-century reformulation organized around the careful construction of state spaces, the recognition that the “don’t-know” probability (r) is sensitive to the analyst’s choice of variables,

and the deliberate use of “don’t-know” probability to address multiplicity and post-hoc subgroup inference. A retrospective synthesis appeared as “Statistical Inference from a Dempster–Shafer Perspective” in the COPSS volume, *Past, Present, and Future of Statistical Science* [19].

Methodological and computational work proceeded in parallel. With Paul T. Edlefsen and Chuanhai Liu, Dempster developed a Dempster–Shafer treatment of Poisson counting data motivated by problems in high-energy physics, specifically the Banff upper-limits challenge associated with Higgs-boson searches [20]. The prohibitive computational cost to obtain Monte

Carlo samples of the random-set objects at the heart of the theory, which Dempster had studied as a class of random convex polytopes in a 1972 *Annals* paper [21], stood for nearly half

a century as the greatest obstacle to applied Dempster–Shafer inference. In 2021, this obstacle was overcome in collaboration with Pierre E. Jacob, Ruobin Gong, and Paul Edlefsen, in “A Gibbs Sampler for a Class of Random Convex Polytopes” [22] published in the *Journal of the American Statistical Association*, accompanied by discussions from Glenn Shafer, Persi Diaconis, among others.

Professor Dempster believed that the research program on Dempster–Shafer theory of belief functions is the most important of his principal scientific legacies.

Over nearly five decades of active service, Dempster taught generations of Harvard undergraduates and supervised over 30 doctoral students, many of whom went on to leading positions in academic statistics and in industry. His service and dedication to the department were a sustained force in shaping Harvard’s

statistical research and teaching mission. He and Elizabeth opened their beautiful home to colleagues, students, and visitors throughout his career. With funding support from former doctoral student Stephen Blyth, Harvard’s Department of Statistics established the Arthur P. Dempster Award in 2012 to recognize promising graduate-student research in theoretical and foundational statistics.

Professor Dempster was a Fellow of the IMS and ASA, and of the American Academy of Arts and Sciences. He held a Guggenheim Fellowship in 1967–68.

Elizabeth (née O’Neill), Arthur’s wife of nearly 69 years, died on March 29, 2026, two months after his own passing. A classicist by training, Elizabeth read classics with first-class honors from Queen’s University in Kingston, Ontario, and held a master’s degree in Greek at Bryn Mawr College. Elizabeth and Arthur are survived by their children, Rebecca, Ben, and Sara; their spouses Matthew, Yuri, and Eloy; and grandchildren Rowan, Aidan, and Gavin.

The 2026 Joint Statistical Meetings in Boston, MA will host a memorial session on Sunday August 2, 2026 at 2pm, to celebrate Professor Dempster’s life and work. Harvard Statistics will also host an alumni reception in honor of Professor Dempster on the same day at 5pm at the Maxwell-Dworkin building (33 Oxford St, Cambridge, MA, 02138).

Written by Ruobin Gong, drawing on the memorial published by Harvard’s Department of Statistics [see <https://statistics.fas.harvard.edu/news/2026/02/arthur-p-dempster-obituary>]. The author thanks Nan Laird, Glenn Shafer, Augustine Kong, Chuanhai Liu, Stephen Blyth, Paul Edlefsen, Emily Palmer, and the Dempster family for comments & recollections.

The [numbered references], and additional photos, can be found at <https://imstat.org/2026/06/24/obituary-arthur-dempster-1929-2026/>

Professor Dempster believed that the research program on Dempster–Shafer theory of belief functions is the most important of his principal scientific legacies.

OBITUARY: Wendell Fleming

1928–2026

Wendell Helms Fleming, a mathematician who made seminal contributions in analysis and probability, passed away on February 18, 2023 in Bristol, Rhode Island, USA. He was born March 7, 1928, in Guthrie, Oklahoma, and spent most of his childhood years in southern Indiana. Although starting at Purdue University as an engineering major, he became more interested in the underlying mathematics and refocused in that area. It was also at Purdue that he met his future wife, Flo Tatum. They began a partnership that lasted for 69 years and to which he would attribute his later success.


Upon graduation, mathematics took them first to the University of Wisconsin for his PhD in 1951. Wendell's first job after receiving his degree was at the Rand Corporation in Santa Monica, California. The Rand Corporation's purpose was to advise the US Air Force on strategic, operational and technical issues. While there he chose to work on game theory, which led to his long-term interest in the topic of differential games and their connections with risk sensitivity in control systems. However, he eventually concluded that Rand was not the right work environment for him, and that he wanted to do mathematical research and teach in a university. His academic career began with an appointment as Assistant Professor at Purdue University in 1955. In the summer of 1957, he attended an AMS meeting where he met Herbert Federer, and shortly thereafter was invited for a job interview that produced a second appointment as Assistant Professor in Mathematics at Brown University in Providence, Rhode Island. He remained a part of Brown for the next 65 years.

A fascination with variational problems appeared throughout Wendell's career. His

early post-Rand work at Brown focused on geometric measure theory, a topic that emerged from his work with Federer. Later he would add a probabilistic aspect to his work. These new interests overlapped with the faculty in Applied Mathematics at Brown, leading to a second appointment in that department. He was a dedicated and committed colleague to both departments and the university, serving once as chair of Mathematics and twice as chair of Applied Mathematics, and serving as Chair of Brown's Faculty Policy Group during the tumultuous early 1970s. Although spending most of his years in New England, Wendell never lost his very calm and deliberative Midwestern manner, which served him well in these administrative posts. He did develop an affinity for New England, and in particular the coast of Maine, which was the focal point of family getaways and events.

Wendell was generous with his time to students and junior colleagues of all levels. He provided insightful guidance to undergraduates considering further work in mathematics, thesis supervision to an exceptional cohort of graduate advisees, and wise counsel to a long list of postdocs who spent time at Brown. This practice continued long after he officially retired from Brown, even up to and into his 90s.

Wendell received many awards and honors, including an NSF Senior Postdoctoral Fellowship, a Guggenheim Fellowship, the AMS Steele Prize, and the SIAM Reid Prize. He was a Fellow of the Society of Industrial and Applied Mathematics, a member of the American Academy of Arts and Sciences, and an elected member of the National Academy of Sciences. He also received an honorary Doctor of Science degree from his



Wendell Fleming

alma mater Purdue University.


Wendell Fleming was a pioneer in the areas of geometric measure theory, stochastic control theory, differential games, and related topics in the theory of nonlinear partial differential equations. He also worked extensively on risk-sensitive control theory and measure-valued Markov stochastic processes, including applications to mathematical finance.

An extended version of this note—including reviews of his contributions in geometric measure theory (Luigi Ambrosio), stochastic control (Ioannis Karatzas), measure-valued processes (Stewart Ethier) and deterministic differential games (Robert Elliott)—was published in the *Quarterly of Applied Mathematics* DOI:10.1090/qam/1715.

As colleagues and (in some cases) former students of Wendell, we record here our gratitude for the great and benevolent impact he has had on our personal and professional lives. He will be sorely missed.

Written by Constantine Dafermos and Paul Dupuis, Brown University

The inaugural Wendell Fleming Lecture at Brown University will be given by Pierre Cardaliaguet on October 15, 2026.



Student Puzzle 61 (a reminder)

Deadline: August 15, 2026

Student Puzzle editor Anirban DasGupta set these puzzles in the last issue. We encourage you to have a go at all three problems! Send your solutions to bulletin@imstat.org before August 15.

Puzzle 61.1 Consider i.i.d. observations X_1, X_2, \dots from a distribution on the real line having a density. Call X_i a record value if $X_i > X_j$ for all $j < i$; we assume X_1 to be a record value. For $n \geq 1$, let N_n denote the number of record values observed among $\{X_1, \dots, X_n\}$.

(a) Find the mean and variance of N_n for $n = 10$.

(b) Calculate approximately the value of $P(N_n > 8)$ for $n = 100$.

Puzzle 61.2 Let \mathbf{Z} have a p -dimensional multivariate standard normal distribution. Denote the p -dimensional unit Euclidean ball by \mathcal{B} . Prove or disprove that $\lim_{p \rightarrow \infty} E[\sup_{\mathbf{c} \in \mathcal{B}} \mathbf{c}'\mathbf{Z}] / \sqrt{p}$ exists. Can you say what is the value of this limit, if a limit exists?

Puzzle 61.3 Suppose X_1, X_2, \dots, X_n are i.i.d. observations from $N(\theta, \theta)$, $\theta > 0$. Prove that for any convex loss function, the sample mean \bar{X} and the sample variance s^2 are inadmissible estimators of θ .

Student members of IMS are invited to submit solutions to bulletin@imstat.org (subject "Student Puzzle Corner"). If correct, we'll publish your name (and photo, if there's space), and the answer, in the next issue.

The Puzzle Editor is Anirban DasGupta. His decision is final.

Report: Ninth International Workshop in Sequential Methodologies

Michael Baron (American University) and Yaakov Malinovsky (University of Maryland, Baltimore County), the Co-Chairs of IWSM-2026, report: The 9th International Workshop in Sequential Methodologies (IWSM-2026: <https://www.american.edu/cas/iwsm2026/>) was held on June 1–4, 2026, at American University in Washington, DC, USA. Since its inception in 2007, IWSM has served as a premier international forum for research in sequential analysis and related areas. The 2026 meeting attracted a record 170 participants from 14 countries and 31 US states, and featured 162 presentations, making it the largest workshop in the series to date. Reflecting the continuing evolution of the field, the scientific program highlighted a broad range of topics, from foundations such as optimal stopping, sequential testing, estimation, and change-point detection, to emerging applications in machine learning, artificial intelligence, cybersecurity, and clinical trials.

The workshop featured four plenary lectures by Peihua Qiu, Alexander Tartakovsky, Dong-Yun Kim, and Jay Bartroff, who presented recent advances in disease surveillance, sequential multihypothesis testing, adaptive clinical trials, and confidence interval construction. Forty-eight invited and contributed sessions explored developments in reinforcement learning, high-dimensional inference, sequential decision-making, and a wide range of applications in medicine, genetics, signal processing, quality control, and security. Special sessions honored the scientific legacies of Michael Woodroffe and Tze Leung Lai, while a conversation with Nitis Mukhopadhyay provided participants with personal insights into

his distinguished career and reflections on the modern development of sequential analysis. The workshop also hosted the Abraham Wald Award ceremony, recognizing outstanding papers published in *Sequential Analysis* during 2024–2025.

A panel discussion on teaching sequential methods at the undergraduate level highlighted growing interest in introducing the subject earlier in the statistics curriculum, motivated by increasing demand for real-time decision-making and efficient data collection methods.

Participants also learned that the 10th IWSM will be hosted by New York University on June 5–9, 2028, continuing the workshop series' tradition of fostering collaboration and innovation in sequential methodologies across theory, methodology, and applications. For inquiries and session proposals, please contact Professor Yajun Mei, the chair of the IWSM-2028 Organizing Committee, at yajun.mei@nyu.edu.

The 9th IWSM was sponsored by the Institute of Mathematical Statistics, the National Science Foundation, the American Statistical Association, the Washington Statistical Society, the Caucus of Women in Statistics and Data Science, Springer, CRC Press, and American University. Co-sponsorship of IMS and NSF allowed early-career researchers to apply for travel support, contributing to strong participation by the next generation of scholars.

See the web version for a group photo from the IWSM: <https://imstat.org/2026/06/26/report-9th-iwsm/>

Recent papers: two IMS-supported journals

Bayesian Analysis

Bayesian Analysis is an electronic journal of the International Society for Bayesian Analysis. It seeks to publish a wide range of articles that demonstrate or discuss Bayesian methods in some theoretical or applied context. The journal welcomes submissions involving presentation of new computational and statistical methods; critical reviews and discussions of existing approaches; historical perspectives; description of important scientific or policy application areas; case studies; and methods for experimental design, data collection, data sharing, or data mining. The Editor-in-Chief is Igor Prünster (Bocconi University, Italy).

Access papers at <https://projecteuclid.org/journals/bayesian-analysis>

Volume 21, No 2, June 2026

Graphical and Summary Diagnostics for Node Level Adequacy in Bayesian Hierarchical Models	I. SCHEEL AND J. GÅSEMYR; 485
Targeted Stochastic Gradient MCMC for HMMs with Rare Latent States	R. OU, A. L. YOUNG, D. SEN, AND D. B. DUNSON; 511
Scalable and Optimal Bayesian Inference for Sparse Covariance Matrices via Screened Beta-Mixture Prior	K. LEE, S. JO, K. LEE, AND J. LEE; 541
Reconciliation of Expert Priors for Quantities and Events and Application Within the Probabilistic Delphi Method	K. J. WILSON, M. FARROW, S. FRENCH, AND D. HARTLEY; 569
Empirical Bayes Fairness in Linear Regression	E. CARRIZOSA, R. JIMÉNEZ-LLAMAS, AND P. RAMÍREZ-COBO; 595
Multivariate Bayesian Dynamic Modeling for Causal Prediction	G. TIERNEY, C. HELLMAYR, K. LI, G. BARKIMER, AND M. WEST; 625
A Bayesian Bootstrap for Mixture Models	F. CUI AND S. G. WALKER; 649
Bayesian Inference on the Order of Stationary Vector Autoregressions	R. L. BINKS, S. E. HEAPS, M. PANAGIOTOPOULOU, Y. WANG, AND D. J. WILKINSON; 677
Matching Prior Pairs Connecting Maximum A Posteriori Estimation and Posterior Expectation	M. OKUDO AND K. YANO; 699
On the Stability of General Bayesian Inference	J. JEWSON, J. Q. SMITH, AND C. HOLMES; 725
A Differential Geometric Approach to Bayesian Marginalization	D. A. S. FRASER AND M. BÉDARD; 757
The Scale Transformed Power Prior for Time-To-Event Data	E. M. ALT, B. NIFONG, X. CHEN, M. A. PSIODA, AND J. G. IBRAHIM; 785
Clusterization in D-optimal Designs: The Case Against Linearization	Y. DAON; 817
Causally Sound Priors for Binary Experiments	N. J. IRONS AND C. CINELLI; 847
Bayesian Flexible Models for ANOVA-Type Data	L. GUTIÉRREZ, I. GUTIÉRREZ, AND D. ALVARES; 879
Inference for Multiple Treatment Effects Using Confounder Importance Learning	O. PAPASPILIOPOULOS, D. ROSSELL, AND M. TORRENS-DINARES; 909
Robust Probabilistic Inference via a Constrained Transport Metric (with Discussion)	A. CHAKRABORTY, A. BHATTACHARYA, AND D. PATI; 937

Brazilian Journal of Probability and Statistics

The *Brazilian Journal of Probability and Statistics* is an official publication of the Brazilian Statistical Association and is supported by the IMS. The Journal publishes papers in applied probability, applied statistics, computational statistics, mathematical statistics, probability theory and stochastic processes. The Editor is Francisco José A. Cysneiros (Federal University of Pernambuco, Brazil).

Access papers at <https://projecteuclid.org/journals/brazilian-journal-of-probability-and-statistics>

Volume 39, No 1, March 2025

Improved estimation of location parameters of two exponential distributions with ordered scale	LAKSHMI KANTA PATRA, CONSTANTINOS PETROPOULOS, SHRAJAL BAJPAI, NARESH GARG; 1-38
Optimal designs for comparing multivariate linear models with known covariance matrix	CHANG-YU LIU; 39-45
A new bivariate integer-valued autoregressive model with interaction effect	YUAN MA, DEHUI WANG; 46-70
Local linear correlation for measuring local association	LI-SHAN HUANG, CHUO-JU YANG; 71-87
Integral fractional Ornstein–Uhlenbeck process model for animal movement	JOSÉ HERMENEGILDO RAMÍREZ GONZÁLEZ, YING SUN; 88-117
Berry–Esseen bound for the mean estimator of a supercritical branching process in a random environment	YINGQIU LI, HAILONG YANG, CHAOWEN ZHOU, SHENG XIAO; 118-131
Correction to: The Bayes estimator of a conditional density: Asymptotic behavior	AGUSTÍN G. NOGALES; 132-134

IMS meetings around the world

Joint Statistical Meetings

2026 Joint Statistical Meetings UPDATED
August 1–6, 2026, Boston, USA

[w https://www2.amstat.org/meetings/jsm/2026/](https://www2.amstat.org/meetings/jsm/2026/)

The theme for JSM 2026 is “Communities in Action: Advancing Society.” The program committee has finalized the invited program, choosing 181 of the top proposals out of more than 350 submitted. Registration & housing reservations opened May 1, 2026. Events will be held at the following locations:

Thomas Michael Menino Convention and Exhibition Center for technical, poster, and plenary sessions; EXPO; Career Service; professional development courses; roundtables; and business/committee meetings; and the **Westin Boston Seaport District** for business/committee meetings. Reserve your hotel now. For a map, rates, and reservations, please connect to the JSM Housing Bureau: <https://connectionstravel.app/JSM26Boston/start>



JSM dates for 2026–2030

JSM 2026	IMS Annual Meeting	JSM 2028	IMS Annual Meeting	JSM 2030
August 1–6, 2026	@ JSM 2027	August 6–10, 2028	@ JSM 2029	August 4–8, 2030
Boston, USA	August 8–12, 2027	Philadelphia, USA	August 5–9, 2029	Milwaukee, Wisconsin, USA
[see above]	Chicago, USA			

2026 International Conference on Statistics and Data Science
December 15–18, 2026
Split, Croatia

[w https://sites.google.com/view/ims-icsds2026/](https://sites.google.com/view/ims-icsds2026/)

Early registration is now open! Early registration ends October 15, regular registration ends November 10, late registration ends December 15.

Student Travel Awards: Deadline September 30, 2026.

ICSDS is pleased to provide travel awards to outstanding PhD students to participate in the conference. Each award includes 450 USD for all-inclusive registration and 400 USD for travel. Applicants for the awards must be members of IMS, for which joining at the time of application is allowed. (IMS membership is FREE for all students.) **Eligibility.** The student must be: enrolled in a degree-granting institution on December 1, 2026; the first author of the submitted paper; a member of the IMS; and willing to attend and present the paper in person at the 2026 ICSDS. The presentation will be in a special “Student Award Session”.

The lovely destination of Split is a stunning coastal city developed around the remarkably well-preserved 1,700-year-old Diocletian’s Palace. Founded by the ancient Greeks, Split today is one of the most popular travel destinations in the Republic of Croatia. ICSDS participants will have the opportunity to walk by the crystal-clear Adriatic waters, take short ferry rides to the stunning islands of Hvar and Brač, and soak up the vibrant atmosphere of a lively waterfront promenade lined with charming cafes and restaurants.



At a glance:

*forthcoming
 IMS Annual
 Meeting and
 JSM dates*

2026

IMS Annual Meeting: Salzburg, Austria, **July 6–9**

JSM: Boston, USA, **August 1–6, 2026**

2027

IMS Annual Meeting @ JSM: Chicago, USA **August 7–12, 2027**

2028

IMS Annual Meeting/ 12th World Congress: Singapore, **July 24–28, 2028**

JSM: Philadelphia, USA, **August 5–10, 2028**

2029

IMS Annual Meeting @ JSM: Seattle, USA, **August 4–9, 2029**

More IMS meetings

15th High-Dimensional Data Analysis (HDDA) conference

August 12–14, 2026

Istanbul Medipol Medical University, Turkey

[w https://hdda2026.medipol.edu.tr/](https://hdda2026.medipol.edu.tr/)

High-Dimensional Data Analysis (HDDA) emerged in response to modern scientific and technological advances that generate data with a very large number of variables relative to sample size. Breakthroughs in genomics, bioinformatics, finance, image processing, and machine learning highlighted limitations of classical methods and motivated new theory, models, and computation for high-dimensional settings, including sparsity-based methods, regularization, dimension reduction, and modern regression and inference theory.

2027 ENAR/IMS Spring Meeting

March 14–17, 2027, Boston, USA

[w https://www.enar.org/meetings/](https://www.enar.org/meetings/)

Next year's ENAR/IMS Spring Meeting will be held at Boston Marriott Copley Place, in Boston, USA.

Please note these submission windows:

Distinguished Student Paper submissions between September 1 and October 1, 2026.

Contributed Session Proposal submissions between September 1 and October 15, 2026

See the participation guidelines [linked from] <https://www.enar.org/meetings/spring2027/save-the-date.cfm>

One World Approximate Bayesian Inference (OWABI) Seminar (Ongoing, online)

[w https://warwick.ac.uk/fac/sci/statistics/news/upcoming-seminars/abcworldseminar](https://warwick.ac.uk/fac/sci/statistics/news/upcoming-seminars/abcworldseminar)

After five seasons of the One World Approximate Bayesian Computation (ABC) Seminar (<https://warwick.ac.uk/fac/sci/statistics/news/upcoming-seminars/abcworldseminar/owabc/>), launched in April 2020 to gather members and disseminate results and innovation during those weeks and months under lockdown, we have now decided to launch a “new” seminar series, the One World Approximate Bayesian Inference (OWABI), to better reflect the broader interest and scope of this series, which goes beyond ABC. In particular, simulation-based inference and ML related techniques will have a particular role. Feel free to contact any of the organisers if you want to suggest yourself or someone else for a talk.

All webinars are held on Zoom/Teams, with a link shared on the email sent via the mailing list. So if you are interested in the OWABI seminar and would like to hear from us, monthly, about the announced speaker, title and abstract and, most importantly, be able to join the talk, please register at https://listserv.csv.warwick.ac.uk/mailman/listinfo/abc_world_seminar.

A “One World ABI” playlist on the ISBA YouTube channel, with all past OWABC and current OWABI talks is available at https://www.youtube.com/playlist?list=PLUaj_wLsosMTjqTN8kmm6nNo7YtLV6-1Z

This webinar is part of the larger One World seminar initiative [*see right*].

Bernoulli–IMS 12th World Congress in Probability & Statistics

July 24–28, 2028

Singapore

[w TBC](#)

The 2028 Institute of Mathematical Statistics annual meeting will be held at the 12th Bernoulli–IMS World Congress in Probability and Statistics, in Singapore. Details to follow in due course.

Please keep the date!

Asia-Pacific Seminar in Probability and Statistics

Ongoing and online

[w https://sites.google.com/view/apsp/home](https://sites.google.com/view/apsp/home)

The Asia-Pacific Seminar in Probability and Statistics (APSPS) is a monthly online seminar, broadcast on a mid-month Wednesday via Zoom. The seminar series was created as a permanent forum for good research in the field.

Topics include: probabilistic models for natural phenomena, stochastic processes and statistical inference, statistical problems in high-dimensional spaces, asymptotic methods, statistical theory of diversity.

The organizers—see the list of Board members on the website, chaired by Ajay Jasra (Chinese University of Hong-Kong, Shenzhen)—seek an emphasis on novelty, beauty, and clarity. Presentations are intended to be accessible to good postgraduate students in probability and mathematical statistics.

If you would like to receive email announcements about the next speakers, send an email to any of the APSPS Board members, who are listed on the website above.

One World Probability Seminar (OWPS):

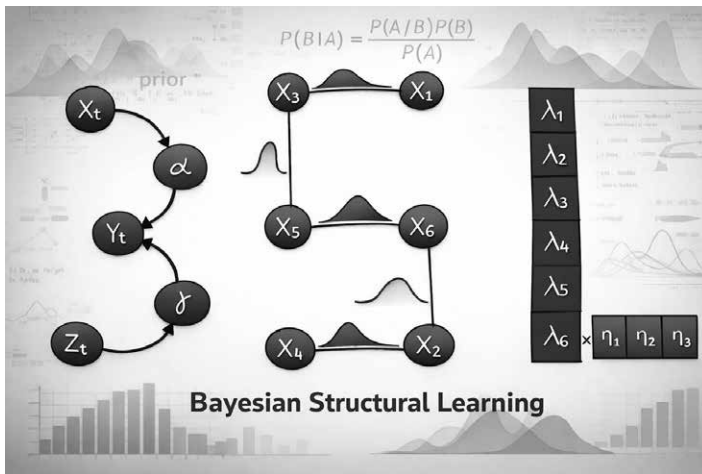
Ongoing and online

[w https://www.owprobability.org/one-world-probability-seminar/](https://www.owprobability.org/one-world-probability-seminar/)

Thursdays, 14:00 UTC/GMT. Please subscribe to the mailing list for updates:

<https://www.owprobability.org/ mailing-list>

Other meetings and events



BAYST 2027: A workshop on BAYesian STRUCTural learning

March 1–3, 2027

Karlsruhe, Germany

[w https://sites.google.com/view/bayst2027](https://sites.google.com/view/bayst2027)

Call for Posters:

Dear colleagues and friends,

It is our pleasure to announce the BAYST workshop 2027 at Karlsruhe Institute of Technology (KIT) in Karlsruhe, Germany, from March 1–3, 2027.

The workshop aims to bridge recent advances in Bayesian structural learning with applied sciences, fostering scientific discussion and collaboration between theoretical and applied researchers.

BAYST will consist of 20 invited talks (with discussion) and two poster sessions (submissions are open at the website link above) over two and a half days.

Registration is free for all attendees. Coffee breaks, a welcome reception, and lunches will be provided for presenters (of either a poster or a talk).

Moreover, BAYST will serve as the kick-off meeting for a potential new section in the International Society of Bayesian Analysis (ISBA) that will be officially proposed to the ISBA Executive Committee after the workshop. Initial Officers would be David Dunson, Nadja Klein, Rodney Sparapani, and Deborah Sulem.

For more information, see our webpage: <https://sites.google.com/view/bayst2027>.

If you have any questions do not hesitate to contact us: bayst2027@gmail.com.

Best wishes,

The BAYST 2027 Organizing Committee: Nadja Klein, Nicolas Bianco, Guillermo Briseño Sanchez, Ariane Hanebeck, Giovanni Romanò, Donjgae Son.

Meeting organizers:
In order to get a
FREE LISTING
in this calendar, please
submit the details (as
early as possible) at
[https://www.imstat.org/](https://www.imstat.org/ims-meeting-form/)
[ims-meeting-form/](https://www.imstat.org/ims-meeting-form/)
Or you can email details
to Elyse Gustafson at
ims@imstat.org
We'll list them here in
the Bulletin, and on
the IMS website too, at
[imstat.org/meetings-](https://www.imstat.org/meetings-calendar/)
[calendar/](https://www.imstat.org/meetings-calendar/)

Advertise your meeting
as early as possible!

Other meetings and events

The Twelfth International Triennial Calcutta Symposium on Probability and Statistics 

December 28–31, 2027

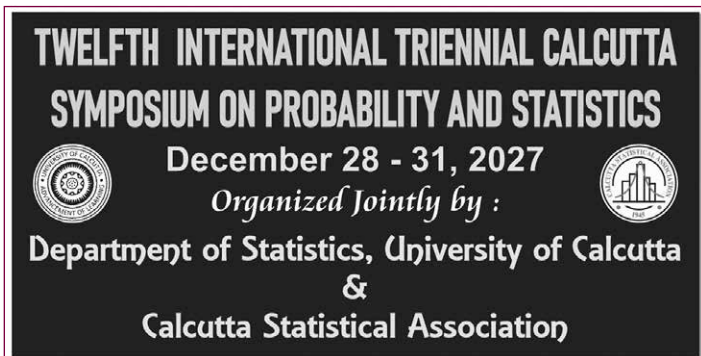
Kolkata, India

[w https://www.calcuttastatisticalassociation.in/](https://www.calcuttastatisticalassociation.in/)

Registration opens soon

BACKGROUND

The Department of Statistics of the University of Calcutta was established in 1941 with Prof. P.C. Mahalanobis as the founder Head. It is the oldest Department in Asia that offers a post-graduate course in Statistics. It has nurtured and produced several eminent statisticians who have received worldwide recognition. The department is regularly visited by illustrious scholars, both from India and abroad. Over the years, it has established itself as one of the prime departments in India for disseminating knowledge in Statistics and related disciplines. Calcutta Statistical Association is an international learned society, closely associated with the Department. It was established in 1945 with a view to promoting activities related to Statistics and its allied fields. The Association publishes an internationally circulated journal, besides organizing lectures, seminars, workshops and symposia. Currently, the journal is published by SAGE. It also keeps a close liaison with the academic activities of the Department of Statistics in universities, colleges, and other institutes in West Bengal.



THE SYMPOSIUM

Following in the footsteps of the earlier symposia, held in 1991, 1994, 1997, 2000, 2003, 2006, 2009, 2012, 2015, 2018 and 2024, the Twelfth International Triennial Calcutta Symposium will offer a common platform to statisticians engaged in research on theoretical and applied aspects of Statistics and Probability, to interact and exchange ideas.

A fairly large number of eminent researchers from all over the world are expected to attend the Symposium.

Highlights include the R.C. Bose Memorial Session on Design of Experiments and Related Combinatorics; the S.N. Roy Memorial Lecture organized by the Department of Statistics, University of Calcutta; the S.K. Chakravarti Memorial Lecture organized by the Calcutta Statistical Association; and a poster session for students and young researchers.

Contact Arindam Gupta trical2027@gmail.com

Have you been
to a really
great meeting
recently?

Or maybe you
organized one?

Do you want to
tell other
people about it?
Share what you
learned? Make them
aware of future
plans?

Get in touch with the
editor to discuss your
meeting report:
bulletin@imstat.org

Employment Opportunities

Belgium: Leuven

KU Leuven, Faculty of Economics and Business

Professor of Statistics and Data Science
<https://jobs.imstat.org/job/84820486/>

United States: Los Angeles, CA

University of California Los Angeles

Assistant Adjunct Professor 2026–27
<https://jobs.imstat.org/job/83601169/>

United States: Tampa, FL

University of South Florida

Chair, Professor: Department of Biostatistics and Data Sciences,
 College of Public Health
<https://jobs.imstat.org/job/84609373/>

United States: Baltimore, MD

University of Maryland, Baltimore County




Post Doc Fellows in Applied Mathematics
<https://jobs.imstat.org/job/83539147/>

Is your department or company hiring?

For maximum reach, place your ad on the IMS jobs board at <https://jobs.imstat.org> and we will also include the basic information about your job ad (location, university or company name, job title/function and a link to the full ad) here at no extra charge. As long as your job is active on the web it will be included in the *Bulletin*. Packages start at just \$420 for a 60-day job posting.


<https://jobs.imstat.org/employer/pricing/>



International Calendar of Statistical Events



IMS meetings are highlighted in maroon with the  logo, and new or updated entries have the  or  symbol. Please submit your meeting details and any corrections to Elyse Gustafson: ims@imstat.org

Online and Ongoing series

  Asia-Pacific Seminar in Probability and Statistics
 w <https://sites.google.com/view/apsp/home>

  One World ABI (Approximate Bayesian Inference, formerly ABC, Approximate Bayesian Computation) Seminar w <https://warwick.ac.uk/fac/sci/statistics/news/upcoming-seminars/abcworldseminar>


  One World Probability Seminar
 w <https://www.owprobability.org/one-world-probability-seminar>

  One World YoungStatS Webinar series
 w <https://youngstats.github.io/categories/webinars/>

 Video series: *The Philosophy of Data Science*
 w <https://www.podofasclepius.com/philosophy-of-data-science>

August 2026

 August 1–6: Boston, MA, USA. JSM 2026
 w <https://ww2.amstat.org/meetings/jsm/2026/>

 August 12–14: Istanbul, Turkey. 15th High-Dimensional Data Analysis (HDDA) conference w <https://hdda2026.medipol.edu.tr/>

August 24–28: Lugano, Switzerland. 2026 European Meeting of Statisticians w <https://www.bernoullisociety.org/organization/erc/ems>

September 2026

September 2–4: Rome, Italy. CIBB 2026: 21st International Conference on Computational Intelligence Methods for Bioinformatics and Biostatistics w <https://cibb2026.teralab.ai>

September 7–10: Bournemouth, United Kingdom.
 RSS International Conference 2026
 w <https://rss.org.uk/training-events/conference2026/>

International Calendar *continued*

October 2026

October 1–2: London, United Kingdom. **Data Science & AI Summit** **w** <https://datascience.thepeopleevents.com/>

October 21–23: Leiden, The Netherlands. **Bayesian Biostatistics Conference Bayes 2026**
w <https://www.bayes-pharma.org/>


November 2026

November 1–3: New York City, USA. **SLDS 2026: Inference and Intelligence** **w** <https://asa-slids.github.io/slids2026/index.html>

December 2026

 December 15–18: Split, Croatia. **2026 IMS International Conference on Statistics and Data Science (ICSDS)**
w <https://sites.google.com/view/ims-icsds2026/>

March 2027

 March 1–3: Karlsruhe, Germany. **BAYST 2027: A workshop on BAYesian STructural learning** **w** <https://sites.google.com/view/bayst2027>

 March 14–17: Boston, USA. **2027 ENAR/IMS Spring Meeting** **w** <https://www.enar.org/meetings/>

July 2027

July 5–9: Montreal, Canada. **Extreme Value Analysis conference 2027** **w** <https://hecsciencesdecision.github.io/eva2027/>


July 11–15: Lusaka, Zambia. **66th ISI World Statistics Congress** **w** <https://www.isi-next.org/conferences/isi-wsc2027/>

 July 12–15 [**NOTE CONFIRMED DATES**]: Durham, UK. **Informs Applied Probability Society Conference 2027**
w <http://informs-aps.webspace.durham.ac.uk>


August 2027

 August 7–12: Chicago, USA. **IMS Annual Meeting at JSM 2027** **w** www.amstat.org/meetings/joint-statistical-meetings

December 2027

 December 28–31: Kolkata, India. **Twelfth International Triennial Calcutta Symposium on Probability and Statistics** **w** <https://www.calcuttastatisticalassociation.in/>

July 2028

 July 24–28: Singapore. **Bernoulli-IMS 12th World Congress in Probability and Statistics** (incl. 2028 IMS Annual Meeting).
w TBC

August 2028

 August 5–10: Philadelphia, USA. **JSM 2028**
w www.amstat.org/meetings/joint-statistical-meetings

August 2029

 August 4–9: Seattle, USA. **IMS Annual Meeting at JSM 2029**
w www.amstat.org/meetings/joint-statistical-meetings

August 2030

 August 4–8: Milwaukee, Wisconsin, USA. **JSM 2030**
w www.amstat.org/meetings/joint-statistical-meetings

Are we missing something? If you know of any statistics or probability meetings which aren't listed here, please let us know.

You can email the details to Elyse Gustafson at ims@imstat.org, or you can submit the details yourself at <https://www.imstat.org/ims-meeting-form/>

We'll list them here in the Bulletin, and on the IMS website too, at imstat.org/meetings-calendar/

Membership and Subscription Information: 2026

Journals

The scientific journals of the Institute of Mathematical Statistics are *The Annals of Statistics*, *The Annals of Probability*, *The Annals of Applied Statistics*, *The Annals of Applied Probability*, and *Statistical Science*. The *IMS Bulletin* is the news organ of the Institute.

Individual Memberships

Each individual member receives the *IMS Bulletin* (print and/or electronic) and may elect to receive one or more of the five scientific journals. Members pay annual dues of \$105. An additional \$158 is added to the dues of members for each scientific printed journal selected (\$105 for *Stat Sci*). **Reduced membership dues** are available to full-time students, new graduates, permanent residents of countries designated by the IMS Council, and retired members.

Individual and General Subscriptions

Subscriptions are available on a calendar-year basis. **Individual subscriptions** are for the personal use of the subscriber and must be in the name of, paid directly by, and mailed to an individual. Individual subscriptions for 2026 are available to the *Annals of Applied Probability*, *Annals of Applied Statistics*, *Annals of Probability*, *Annals of Statistics* (\$273 for each title), *Statistical Science* (\$220), and *IMS Bulletin* (\$115).

General subscriptions are for libraries, institutions, and any multiple-readership use. Institutional subscriptions for 2026 are available to *The Annals of Applied Probability*, *The Annals of Applied Statistics*, *The Annals of Probability*, and *The Annals of Statistics* (each title \$632 online only / \$881 print+online), *Statistical Science* (\$364 / \$487), and *IMS Bulletin* (\$212 print). Airmail delivery is no longer offered.

IMS Bulletin

The *IMS Bulletin* publishes articles and news of interest to IMS members and to statisticians and probabilists in general, as well as details of IMS meetings and an international calendar of statistical events. Views and opinions in editorials and articles are not to be understood as official expressions of the Institute's policy unless so stated; publication does not necessarily imply endorsement in any way of the opinions expressed therein, and the *IMS Bulletin* and its publisher do not accept any responsibility for them. The *IMS Bulletin* is copyrighted and authors of individual articles may be asked to sign a copyright transfer to the IMS before publication.

The *IMS Bulletin* (ISSN 1544-1881) is published eight times per year, in January/February, March, April/May, June/July, August, September, October/November and December, by the Institute of Mathematical Statistics, 9760 Smith Rd, Waite Hill, Ohio 44094, USA. Periodicals postage paid at Cleveland, Ohio, and at additional mailing offices. Postmaster: Send address changes to 9760 Smith Rd, Waite Hill, Ohio 44094, USA or dues.subs@imstat.org. Copyright © 2026 by the Institute of Mathematical Statistics. Printed by The Sheridan Press, 450 Fame Avenue, Hanover, PA 17331, USA.

Information for Advertisers

General information: The *IMS Bulletin* and webpages are the official news organs of the Institute of Mathematical Statistics. The *IMS Bulletin*, established in 1972, is published 8 times per year. Print circulation is around 3,500 paper copies, and it is also free online in PDF format at <https://www.imstat.org/ims-bulletin-archive/>, posted online about two weeks before mailout (average downloads over 8,000). Subscription to the *IMS Bulletin* costs \$115; call 877-557-4674 (US toll-free) or +1 216 295 2340 (international), or email dues.subs@imstat.org. The IMS website, <https://imstat.org>, established in 1996, receives over 30,000 visits per month.

Advertising job vacancies: A single 60-day online job posting costs just \$420.00. We will also include the basic information about your job ad (position title, location, company name, job function and a link to the full ad) in the *IMS Bulletin* at no extra charge. See <https://jobs.imstat.org>

Advertising meetings, workshops and conferences: Meeting announcements here and on the IMS website at <https://imstat.org/meetings-calendar/> are free. Submit your meeting details at <https://www.imstat.org/ims-meeting-form/>

Rates and requirements for display advertising: Display advertising allows for placement of camera-ready ads for journals, books, software, etc. A camera-ready ad should be sent as a grayscale PDF (min. 300dpi, with all fonts embedded). Email your advert to Elyse Gustafson ims@imstat.org or see <https://imstat.org/advertise>

	Dimensions: width x height	Rate
1/3 page horizontal	4.93" wide x 4.0" high (125.5 x 102 mm)	\$360
1/3 page vertical	2.39" wide x 9.42" high (60.7 x 239.1 mm)	\$360
1/2 page horizontal	7.5" wide x 4.7" high (190.5 x 119.4 mm)	\$455
1/2 page vertical	3.67" wide x 9.42" high (93.1 x 239.1 mm)	\$455
Full page (to edge, including 1/8" bleed)	8.75" wide x 11.25" high (222 mm x 286 mm)	\$620
Full page (within usual Bulletin margins)	7.5" wide x 9.42" high (190.5 mm x 239.1 mm)	\$620

Deadlines and mailing dates for *IMS Bulletin*

Issue	Deadline	Online by	Mailed from USA
1: January/February	December 1	December 15	January 1
2: March	February 1	February 15	March 1
3: April/May	March 15	April 1	April 15
4: June/July	May 1	May 15	June 1
5: August	July 1	July 1	July 15
6: September	August 15	September 1	September 15
7: Oct/Nov	September 15	October 1	October 15
8: December	November 1	November 15	December 1

the
next
issue is
**September
2026**

Read IMS Bulletin
articles online at
<https://imstat.org/news>



DEADLINES
for
submissions
August 15 then
September 15

Please see inside
the back cover for
subscription details
and information for
advertisers, including
all our deadlines and
requirements

Journal
alerts

For email alerts when
new IMS journal issues
are released, sign up at
[https://imstat.org/
portal/login](https://imstat.org/portal/login)

The purpose of the Institute is to foster the
development and dissemination
of the theory and applications of
statistics and probability



IMS: Organized September 12, 1935

THE ANNALS
of
STATISTICS

AN OFFICIAL JOURNAL OF THE
INSTITUTE OF MATHEMATICAL STATISTICS

Ann. Statist. June 2026
<https://projecteuclid.org/aos>

Articles

Sparse PCA: A new scalable estimator based on integer programming KAYHAN BEHDIN AND RAHUL MAZUMDER	1101
Adaptive robust confidence intervals YUETIAN LUO AND CHAO GAO	1128
Online tensor learning: Computational and statistical trade-offs, adaptivity and optimal regret JINGYANG LI, JIAN-FENG CAI, YANG CHEN AND DONG XIA	1153
Statistical inference for low-rank tensors: Heteroskedasticity, subgaussianity, and applications JOSHUA AGTERBERG AND ANRU R. ZHANG	1178
Learning extremal graphical structures in high dimensions SEBASTIAN ENGELKE, MICHAEL LALANCETTE AND STANISLAV VOLGUSHEV	1205
Gradient descent inference in empirical risk minimization QIYANG HAN AND XIAOCONG XU	1232
Statistical-computational trade-offs for recursive adaptive partitioning estimators YAN SHUO TAN, JASON M. KLUSOWSKI AND KRISHNAKUMAR BALASUBRAMANIAN	1262
Vecchia Gaussian processes: On probabilistic and statistical properties BOTOND SZABO AND YICHEN ZHU	1289
Uncertainty quantification for iterative algorithms in linear models with application to early stopping PIERRE C. BELLEC AND KAI TAN	1315
Markov stick-breaking processes MARÍA F. GIL-LEYVA, ANTONIO LUJOI, RAMSÉS H. MENA AND IGOR PRÜNSTER	1345
Identification and estimation for matrix time-series CP-factor models JINYUAN CHANG, YUE DU, GUANGLIN HUANG AND QIWEI YAO	1372
Towards a unified theory for semiparametric data fusion with individual-level data ELLEN GRAHAM, MARCO CARONE AND ANDREA ROTNITZKY	1398
A two-step estimating approach for heavy-tailed AR models with nonzero median GARCH-type noises RUI SHE, LINLIN DAI AND SHIQING LING	1425
Test of independence using generalized distance correlation JIANQING FAN, ZHIPENG LOU AND DANNAN ZHANG	1451
Attainability of two-point testing rates for finite-sample location estimation SPENCER COMPTON AND GREGORY VALIANT	1474
Minimax optimal seriation in polynomial time YANN ISSARTEL, CHRISTOPHE GIRAUD AND NICOLAS VERZELEN	1502
Dual induction CLT for high-dimensional m -dependent data HEEJONG BONG, ARUN KUMAR KUCHIBHOTLA AND ALESSANDRO RINALDO	1523
Statistical inference in tensor completion: Optimal uncertainty quantification and statistical-to-computational gaps WANTENG MA AND DONG XIA	1540
A novel statistical approach to analyze image classification JUNTONG CHEN, SOPHIE LANGER AND JOHANNES SCHMIDT-HIEBER	1566
Approximate independence of permutation mixtures YANJUN HAN AND JONATHAN NILES-WEED	1594
Quasi-Monte Carlo confidence intervals using quantiles of randomized nets ZEXIN PAN	1622

Erratum

Quantile processes and their applications in finite populations ANURAG DEY AND PROBAL CHAUDHURI	1648
Edgeworth expansions for linear rank statistics WALTER SCHNELLER	1649